

CORA BIKE RACK

PRODUCT SPECIFICATION SHEET

CBL2-LD LIGHT DUTY BIKE LOCKER

- Two doors and a secure divider provide Security Level A parking facilities for 2 bikes
- Designed for quick and easy assembly
- This is the most cost-effective option per bike space. Select from several locking options
- Light duty lockers are suitable for indoor applications only

SINGLE DOOR LOCKER PROVIDING **MAXIMUM SECURITY**



CBL2-LD (Light Duty Bike Locker)

DESIGNED FOR
BIKES WITH →



ANY WHEEL
DIAMETER



ANY TYRE
WIDTH



ANY WEIGHT

FENDERS /
MUDGUARDS
= YES

SPECIFICATIONS

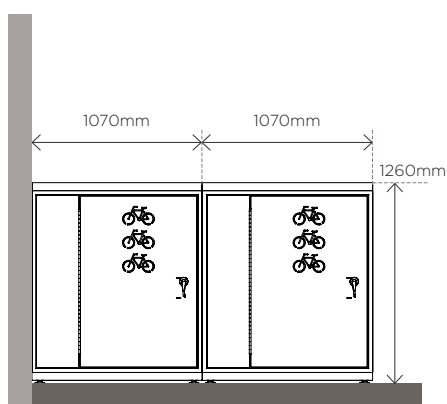
Capacity	Finish	Fixings	Assembly	Construction	Locking	Compliance
Secure storage for 2 bikes Can be mounted in a line for multiple bike installs	- Galvanised sheet panels and frame - Cora standard colour powder coat or ceramic powder coat range	4 x M12 x 80mm anchor bolts with tamper resistant fasteners	Supplied flat packed and partially assembled for full assembly and quick mounting on site	Light duty with 1.0mm galvanised steel panels and galvanised frame	3 point door locking mechanism with; - Key Option - Latch option - Battery powered keypad (indoor use only)	AS2890.3 (2015) compliant

CORA BIKE RACK

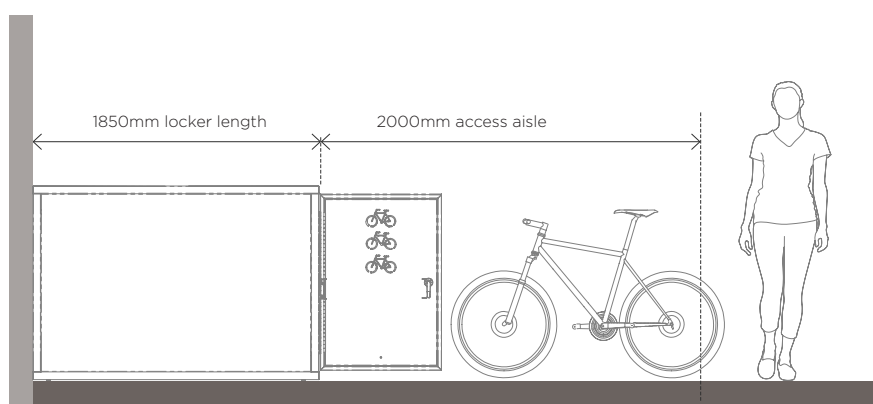
PRODUCT SPECIFICATION SHEET

CBL2-LD BIKE LOCKER LAYOUT GUIDE

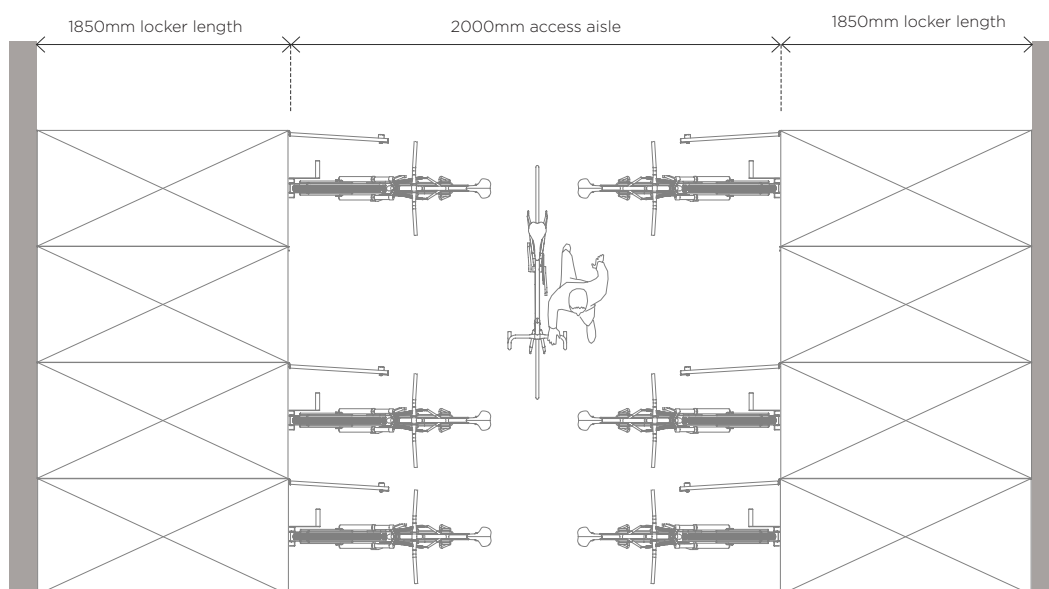
BIKE LOCKER SPACING - Lockers can be installed either as a single locker or next to each other, in multiples as required. Lockers can be installed next to a wall. Allow +10mm variance on each side of locker when planning layout space.



FRONT VIEW



SIDE VIEW



TOP VIEW

Refer to Installation Instructions sheet for specific installation and assembly guidelines. Racks should **NOT** be installed based on this sheet alone.

sales@cora.com.au
www.cora.com.au